



# ANNUAL STATISTICS 2010

PAPER & BOARD ARE PRESENT IN  
YOUR EVERYDAY LIFE, THEY INFORM  
YOU AND PROTECT YOUR PRODUCTS  
THEY ARE TODAY HIGHLY RECYCLED  
AND DEFINITELY CONTRIBUTE TO THE  
SUSTAINABLE DEVELOPMENT

Avenue Louise 306 - B 1050 Brussels  
Tel +32 (0)2 646 64 50  
Fax +32 (0)2 646 82 97  
[www.cobelpa.be](http://www.cobelpa.be)  
[general@cobelpa.be](mailto:general@cobelpa.be)

COBELPA 2011 ©



ASSOCIATION OF THE BELGIAN PULP  
PAPER AND BOARD INDUSTRIES

# ANNUAL STATISTICS 2010



## AHLSTROM

AHLSTROM MALMEDY S.A.  
Non woven  
Av. du Pont de Warche, 4960 Malmedy  
Tel 080/79 54 11 Fax 080/79 54 16  
[www.ahlstrom.com](http://www.ahlstrom.com)

## BURGO ARDENNES

BURGO ARDENNES S.A.  
Coated woodfree paper  
Kraft hardwood bleached pulp  
Rue de la Papeterie, 6760 Virton  
Tel 063/58 71 11 Fax 063/58 71 19  
Route de St Mard 6767 Harmoncourt  
Tel 063/58 75 11 Fax 063/58 75 19  
[www.burgo.it](http://www.burgo.it)



LPC Belgium N.V.  
Sanitary and household paper  
A. Stocletlaan 3, 2570 Duffel  
Tel 015/30 06 11 Fax 015/31 39 34  
[www.kimberly-clark.com](http://www.kimberly-clark.com)

## sappi

SAPPI N.V.  
Coated woodfree & woodcontaining paper  
Montaigneweg 2, Industriezone 2020  
3620 Lanaken  
Tel 089/719 719 Fax 089/715 354  
[www.sappi.com](http://www.sappi.com)

## St-Léonard

ST LEONARD N.V.  
Compact boards multi-purposes & binding  
Vaucampsiaan 82-84, 1654 Huizingen  
Tel 02/356 57 89 Fax 02/361 05 64



IDEM PAPERS S.A.  
Carbonless paper  
Place des Déportés 12, 1400 Nivelles  
Tel 067/28 12 11 Fax 067/28 16 50



CATALA S.A.  
Corrugated boards  
Grand Route 302, 1620 Drogenbos  
Tel 02/334 06 11 Fax 02/378 16 35  
[www.catala.be](http://www.catala.be)



OUDEGEM PAPIER N.V.  
Corrugated boards & Compact boards  
Oude baan 120, 9200 Dendermonde  
Tel 052/26 19 11 Fax 052/21 85 05  
[www.vpk.be](http://www.vpk.be)



SCA Hygiene Products S.A.  
Sanitary and household paper  
Rue de la Papeterie 2, 4801 Stembert  
Tel 087/30 66 11 Fax 087/33 94 24  
[www.sca.com](http://www.sca.com)



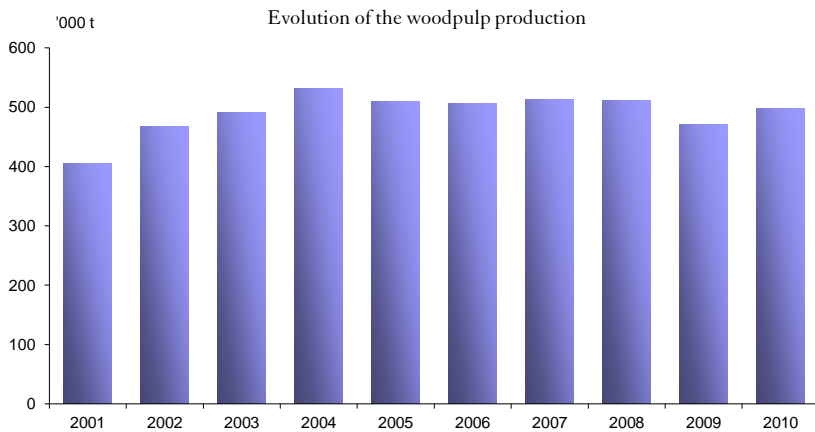
STORA ENSO Langerbrugge N.V.  
Newsprint & Uncoated magazine  
Wondelgemkaai 200, 9000 Gent  
Tel 09/257 72 11 Fax 09/257 72 00  
[www.storaenso.com](http://www.storaenso.com)

## Woodpulp

'000 tons 90%	Production	Integrated	Exports	Domestic deliveries	Imports	Real * consumption
<b>TOTAL WOODPULP</b>	<b>498</b>	<b>257</b>	<b>221</b>	<b>14</b>	<b>330</b>	<b>605</b>

\* including consumption of integrated woodpulp

'000 tons 90%	Domestic supply	Imports from					Total imports
		Europe	North America	Latin America	Asia	Other countries	
Mechanical woodpulp incl. TMP & CTMP	0	9	0	0	0	2	11
Chemical woodpulp	16	217	24	74	2	0	318
Other fibres	0	0	0	0	1	0	2
<b>TOTAL WOODPULP</b>	<b>16</b>	<b>227</b>	<b>24</b>	<b>74</b>	<b>3</b>	<b>2</b>	<b>330</b>



## Paper & Boards

'000 tons	Production	Domestic deliveries & cessions	Exports	Imports	Apparent * consumption
<b>Graphics of which</b>	<b>1.457</b>	<b>176</b>	<b>1.282</b>	<b>1.519</b>	<b>1.695</b>
% variation previous year	11,48	3,53	14,16	0,40	0,71
<b>Woodfree paper</b>	<b>467</b>	<b>45</b>	<b>412</b>	<b>615</b>	<b>660</b>
% variation previous year	1,11	4,65	0,73	-8,20	-7,42
<b>Woodcontaining paper</b> (1)	<b>990</b>	<b>131</b>	<b>870</b>	<b>904</b>	<b>1.035</b>
% variation previous year	17,02	3,15	21,85	7,24	6,71
<b>Packaging</b> (2)	<b>409</b>	<b>140</b>	<b>248</b>	<b>1.140</b>	<b>1.280</b>
% variation previous year	7,07	8,46	5,98	-6,24	-4,83
<b>Other paper and boards</b> (3)	<b>108</b>	<b>90</b>	<b>23</b>	<b>226</b>	<b>316</b>
% variation previous year	-6,90	-6,25	-11,76	-3,42	-4,24
<b>TOTAL PAPER &amp; BOARDS</b>	<b>1.974</b>	<b>406</b>	<b>1.553</b>	<b>2.885</b>	<b>3.291</b>
% variation previous year	9,35	2,78	12,45	-2,63	-1,99

\* The notion of paper & board apparent consumption concerns the non-converted base paper and board only and may not be considered as the effective consumption of paper & board in Belgium.

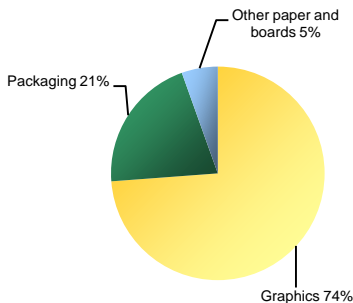
Apparent consumption : domestic deliveries + imports

(1) incl. newsprint

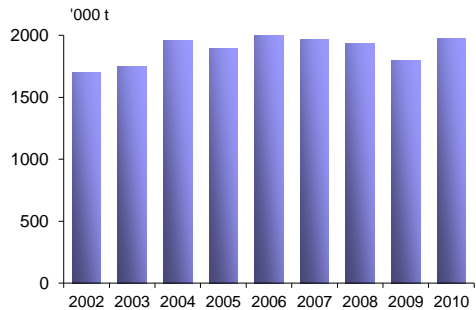
(2) case materials, solid boards and flexible wrappings

(3) technical paper and boards, sanitary grades

Paper & boards production



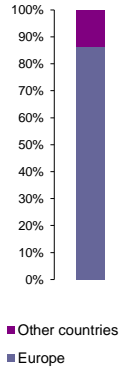
Evolution of the paper and boards production



## Paper & Boards Exports

'000 tons

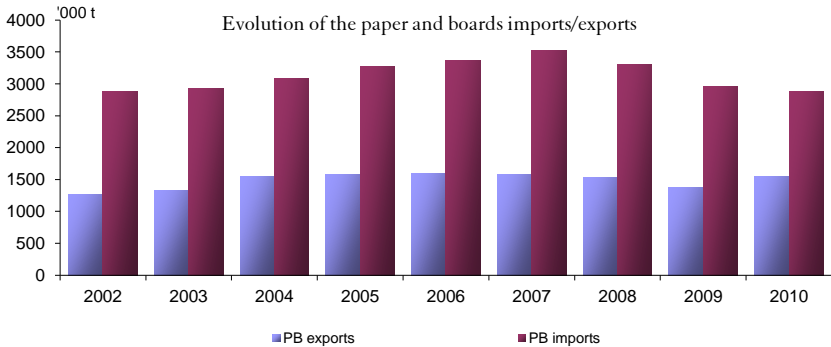
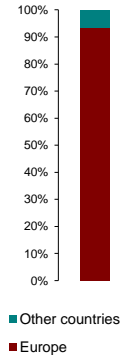
	<i>Exports to</i>					Total exports
	Europe	North America	Latin America	Asia	Other countries	
<b>Graphics of which</b>	<b>1.076</b>	<b>8</b>	<b>53</b>	<b>80</b>	<b>65</b>	<b>1.282</b>
<i>Woodfree paper</i>	383	1	16	4	8	412
<i>Woodcontaining paper</i>	692	7	38	75	57	870
<b>Packaging</b>	<b>248</b>	<b>0</b>	<b>0</b>	<b>0</b>	<b>0</b>	<b>248</b>
<b>Other paper and boards</b>	<b>17</b>	<b>1</b>	<b>0</b>	<b>5</b>	<b>0</b>	<b>23</b>
<b>TOTAL PAPER &amp; BOARDS</b>	<b>1.342</b>	<b>9</b>	<b>53</b>	<b>84</b>	<b>65</b>	<b>1.553</b>



## Paper & Boards Imports

'000 tons

	<i>Imports from</i>					Total imports
	Europe	North America	Latin America	Asia	Other countries	
<b>Graphics of which</b>	<b>1.480</b>	<b>14</b>	<b>6</b>	<b>15</b>	<b>4</b>	<b>1.519</b>
<i>Woodfree paper</i>	593	4	6	11	0	615
<i>Woodcontaining paper</i>	887	10	0	3	4	904
<b>Packaging</b>	<b>1.004</b>	<b>63</b>	<b>18</b>	<b>7</b>	<b>49</b>	<b>1.140</b>
<b>Other paper and boards</b>	<b>215</b>	<b>9</b>	<b>0</b>	<b>0</b>	<b>2</b>	<b>226</b>
<b>TOTAL PAPER &amp; BOARDS</b>	<b>2.699</b>	<b>86</b>	<b>24</b>	<b>21</b>	<b>55</b>	<b>2.885</b>

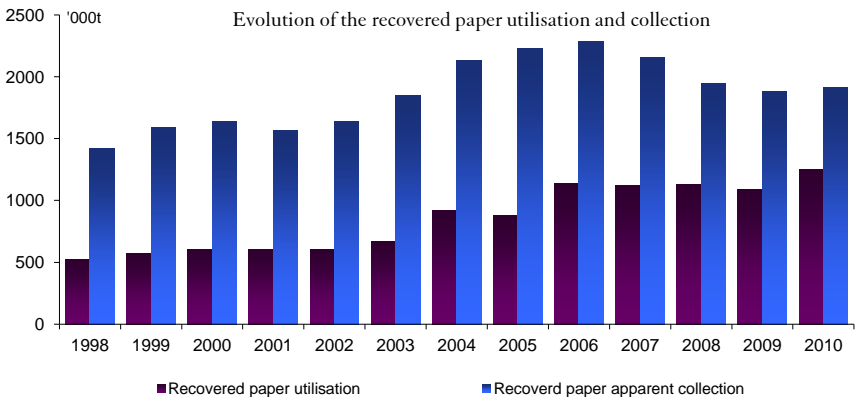


## Recovered Paper

'000 tons	Converting waste	Imports	Exports	Collection *	Utilisation
C1 mixed grades	113	296	1.005	844	135
C2 Corrugated & kraft	39	665	862	591	394
C3 Newspaper & magazine	0	475	146	339	667
C4 High grades	55	20	103	138	55
<b>TOTAL RECOVERED PAPER</b>	<b>207</b>	<b>1.455</b>	<b>2.115</b>	<b>1.911</b>	<b>1.251</b>

\* Collection = utilisation + exports - imports

'000 tons	2006	2007	2008	2009	2010
Recovered paper utilisation by the national paper & board mills	1.136	1.122	1.131	1.091	1.251
Recovered paper utilisation as a % of paper & board production	55	57	58	61	63
Recovered paper apparent collection	2.285	2.156	1.943	1.881	1.911
Recovered paper collection as a % of paper & board consumption	60	55	53	56	58
Recovered paper exportations	2.411	2.348	2.333	2.426	2.115
Recovered paper importations	1.262	1.314	1.521	1.636	1.455

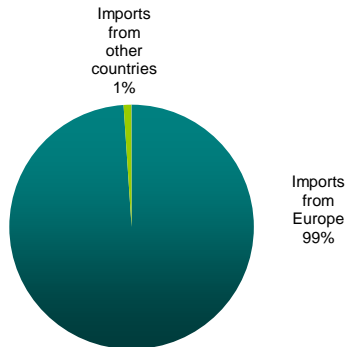
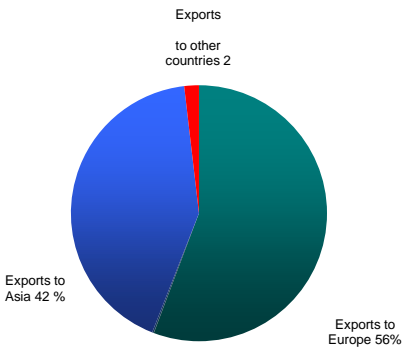


## Recovered Paper Exports

'000 tons	<i>Exports to</i>					Total exports
	Europe	North America	Latin America	Asia	Other countries	
C1 mixed grades	816	0	1	161	25	1.005
C2 Corrugated & kraft	234	0	0	618	9	862
C3 Newspaper & magazine	53	0	0	91	3	146
C4 High grades	76	0	2	22	2	103
<b>TOTAL RECOVERED PAPER</b>	<b>1.179</b>	<b>0</b>	<b>4</b>	<b>893</b>	<b>39</b>	<b>2.115</b>

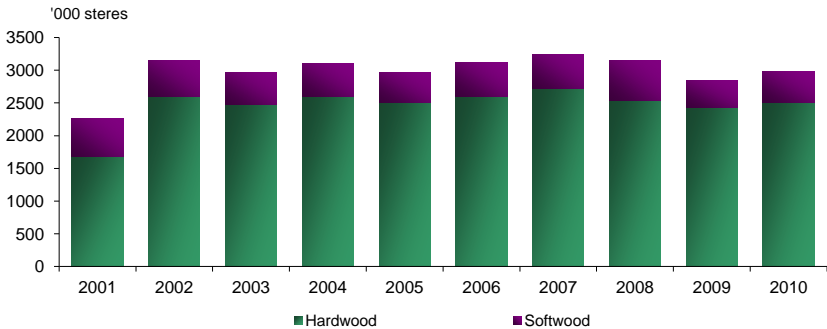
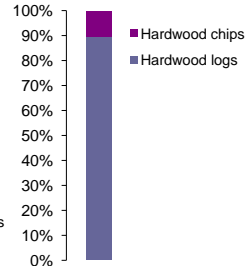
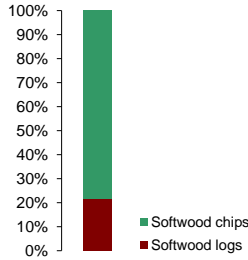
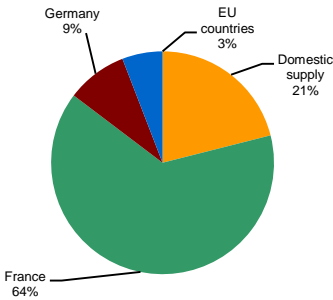
## Recovered Paper Imports

'000 tons	<i>Imports from</i>					Total imports
	Europe	North America	Latin America	Asia	Other countries	
C1 mixed grades	282	14	0	0	0	296
C2 Corrugated & kraft	664	0	0	0	0	665
C3 Newspaper & magazine	475	0	0	0	0	475
C4 High grades	19	0	0	0	0	20
<b>TOTAL RECOVERED PAPER</b>	<b>1.440</b>	<b>15</b>	<b>0</b>	<b>0</b>	<b>0</b>	<b>1.455</b>



# Wood Consumption

'000 steres	Softwood logs			Hardwood logs		
	Softwood chips			Hardwood chips		
	TOTAL SOFTWOOD			TOTAL HARDWOOD		
	TOTAL					
Domestic supply	42	178	220	628	408	38 370
France	0	0	0	1918	1918	223 1.695
Germany	26	149	175	263	88	0 88
EU Others	32	41	73	175	102	0 102
Non EU countries	0	0	0	0	0	0 0
<b>TOTAL</b>	<b>100</b>	<b>368</b>	<b>468</b>	<b>2.984</b>	<b>2.516</b>	<b>261 2.255</b>



## Non fibrous Consumption

'000 tons	Domestic supply	Imports from					Total imports	Consumption
		Europe	North America	Latin America	Asia	Other countries		
Kaolin	1	18	0	57	0	0	75	76
Calcium carbonatium	234	141	0	0	0	0	141	375
Talc	0	1	0	0	0	0	1	1
Titanium dioxyde	0	0	0	0	0	0	0	0
Other products	3	7	0	0	0	0	7	11
Starch	2	29	0	0	0	0	29	31
<b>TOTAL NON FIBROUS</b>	<b>241</b>	<b>196</b>	<b>0</b>	<b>57</b>	<b>0</b>	<b>0</b>	<b>253</b>	<b>493</b>

