



# ANNUAL STATISTICS 2013

PAPER & BOARD ARE PRESENT IN  
YOUR EVERYDAY LIFE, THEY INFORM  
YOU AND PROTECT YOUR PRODUCTS  
THEY ARE TODAY HIGHLY RECYCLED  
AND DEFINITELY CONTRIBUTE TO THE  
SUSTAINABLE DEVELOPMENT

Avenue Louise 306 - B 1050 Brussels  
Tel +32 (0)2 646 64 50  
Fax + 32(0)2 646 82 97  
[www.cobelpa.be](http://www.cobelpa.be)  
[general@cobelpa.be](mailto:general@cobelpa.be)

COBELPA 2014©  
Cover picture CEPI©



# ANNUAL STATISTICS 2013



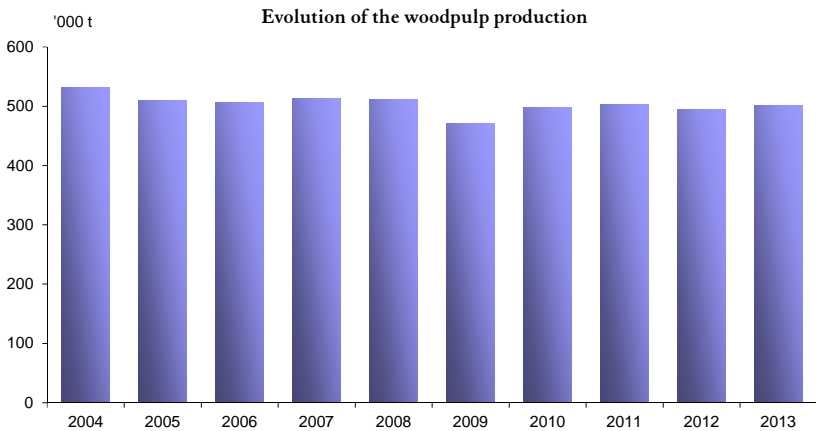
ASSOCIATION OF THE BELGIAN PULP  
PAPER AND BOARD INDUSTRIES

# Woodpulp

'000 tons 90%	Production	Integrated	Exports	Domestic deliveries	Imports	Real * consumption
<b>TOTAL WOODPULP</b>	501	247	207	29	313	588

\* including consumption of integrated woodpulp

'000 tons 90%	Domestic supply	Imports from					Total imports
		Europe	North America	Latin America	Asia	Other countries	
Mechanical woodpulp incl. TMP & CTMP	0	0	0	0	0	3	3
Chemical woodpulp	30	198	4	106	0	0	308
Other fibres	0	0	0	0	1	0	1
<b>TOTAL WOODPULP</b>	30	198	4	106	1	3	312



## Paper & Boards

'000 tons	Production	Domestic deliveries & cessions	Exports	Imports	Apparent consumption
<b>Graphics of which</b>	<b>1.420</b>	<b>155</b>	<b>1.254</b>	<b>1.720</b>	<b>1.886</b>
<i>% variation previous year</i>	-2,20	-4,91	-0,48	-3,21	-4,22
<b>Woodfree paper</b>	<b>473</b>	<b>38</b>	<b>420</b>	<b>741</b>	<b>794</b>
<i>% variation previous year</i>	0,42	-9,52	3,70	-11,89	-12,46
<b>Woodcontaining paper</b> <sup>(1)</sup>	<b>947</b>	<b>117</b>	<b>834</b>	<b>979</b>	<b>1.092</b>
<i>% variation previous year</i>	-3,47	-3,31	-2,46	4,59	2,82
<b>Packaging</b> <sup>(2)</sup>	<b>454</b>	<b>150</b>	<b>308</b>	<b>1.298</b>	<b>664 *</b>
<i>% variation previous year</i>	1,34	7,14	10,39	3,26	1,22
<b>Other paper and boards</b> <sup>(3)</sup>	<b>108</b>	<b>98</b>	<b>17</b>	<b>192</b>	<b>283</b>
<i>% variation previous year</i>	0,00	-8,41	21,43	11,63	6,39
<b>TOTAL PAPER &amp; BOARDS</b>	<b>1.982</b>	<b>403</b>	<b>1.579</b>	<b>3.210</b>	<b>2.833*</b>
<i>% variation previous year</i>	-1,29	-1,71	1,67	0,12	-2,01

The notion of paper & board apparent consumption concerns the non-converted base paper and board

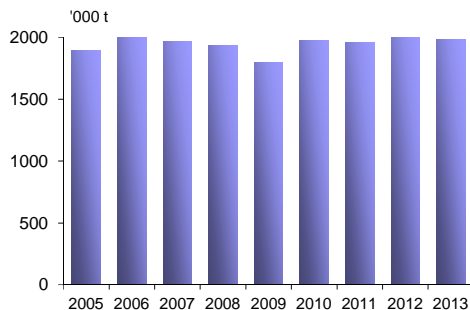
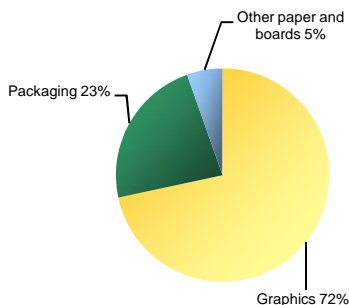
Apparent consumption = production + imports - exports \* Adjusted figure from IVCIE

(1) incl. newsprint

(2) case materials, solid boards and flexible wrappings

(3) technical paper and boards, sanitary grades

Paper & boards production



## Paper & Boards Exports

'000 tons

	<i>Exports to</i>					Total exports
	Europe	North America	Latin America	Asia	Other countries	
<b>Graphics of which</b>	1,074	19	50	63	48	1,253
<i>Woodfree paper</i>	391	0	11	6	11	420
<i>Woodcontaining paper</i>	682	19	38	56	37	833
<b>Packaging</b>	307	1	0	0	0	308
<b>Other paper and boards</b>	13	0	0	4	0	17
<b>TOTAL PAPER &amp; BOARDS</b>	1,394	21	50	66	48	1,579

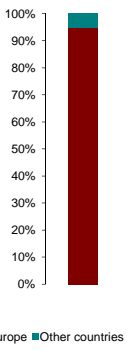


■ Other countries ■ Europe

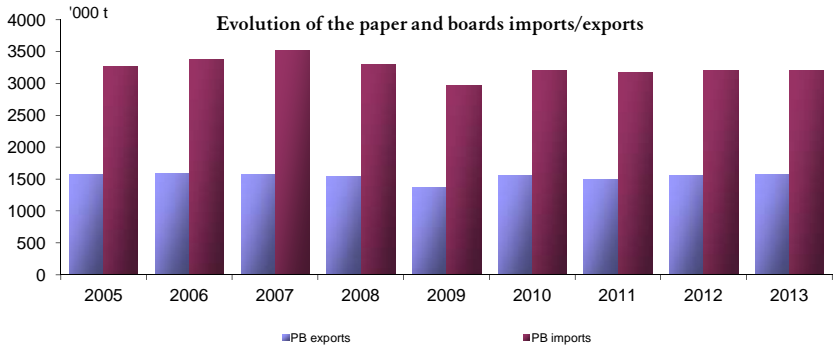
## Paper & Boards Imports

'000 tons

	<i>Imports from</i>					Total imports
	Europe	North America	Latin America	Asia	Other countries	
<b>Graphics of which</b>	1,689	11	0	12	8	1,720
<i>Woodfree paper</i>	714	11	0	9	7	741
<i>Woodcontaining paper</i>	975	0	0	3	1	979
<b>Packaging</b>	1,185	16	44	11	41	1,297
<b>Other paper and boards</b>	164	3	0	20	5	192
<b>TOTAL PAPER &amp; BOARDS</b>	3,038	30	44	43	54	3,209



■ Europe ■ Other countries



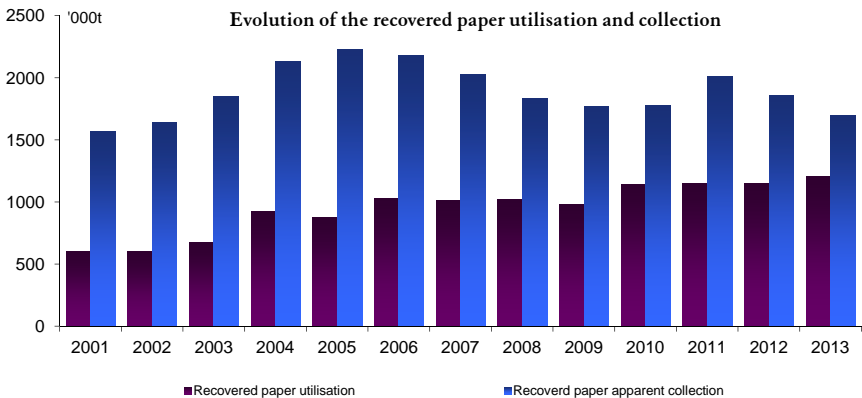
## Recovered Paper

'000 tons	Converting waste	Imports	Exports	Apparent collection *	Utilisation
C1 mixed grades	3	551	808	335	78
C2 Corrugated & kraft	0	414	790	807	431
C3 Newspaper & magazine	0	263	83	482	662
C4 High grades	35	7	42	70	35
<b>TOTAL RECOVERED PAPER</b>	<b>38</b>	<b>1.235</b>	<b>1.723</b>	<b>1.695</b>	<b>1.207</b>

\* Collection = utilisation + exports - imports

'000 tons	2009	2010	2011	2012	2013
Recovered paper utilisation by the national paper & board mills	982	1.141	1.152	1.150	1.207
Utilisation rate (RP utilisation as a % of paper & board production)	55	58	59	57	61
Recovered paper apparent collection *	1.772	1.775	2.012	1.856	1.695
Recycling rate (paper collection as a % of paper & board consumption) *	53	64	71	64	60
Recovered paper exportations	2.426	2.115	2.320	2.018	1.723
Recovered paper importations	1.636	1.481	1.460	1.312	1.235

\* adjusted figures

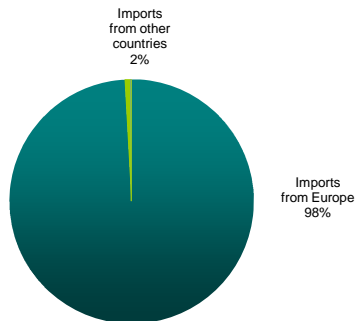
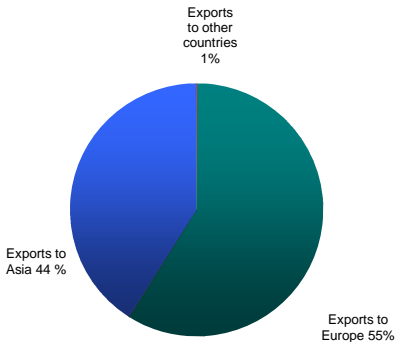


## Recovered Paper Exports

'000 tons	<i>Exports to</i>					Total exports
	Europe	North America	Latin America	Asia	Other countries	
C1 mixed grades	694	0	0	113	1	808
C2 Corrugated & kraft	248	0	1	541	0	790
C3 Newspaper & magazine	43	0	0	40	0	83
C4 High grades	30	0	1	11	0	42
<b>TOTAL RECOVERED PAPER</b>	<b>1.015</b>	<b>0</b>	<b>2</b>	<b>705</b>	<b>1</b>	<b>1.723</b>

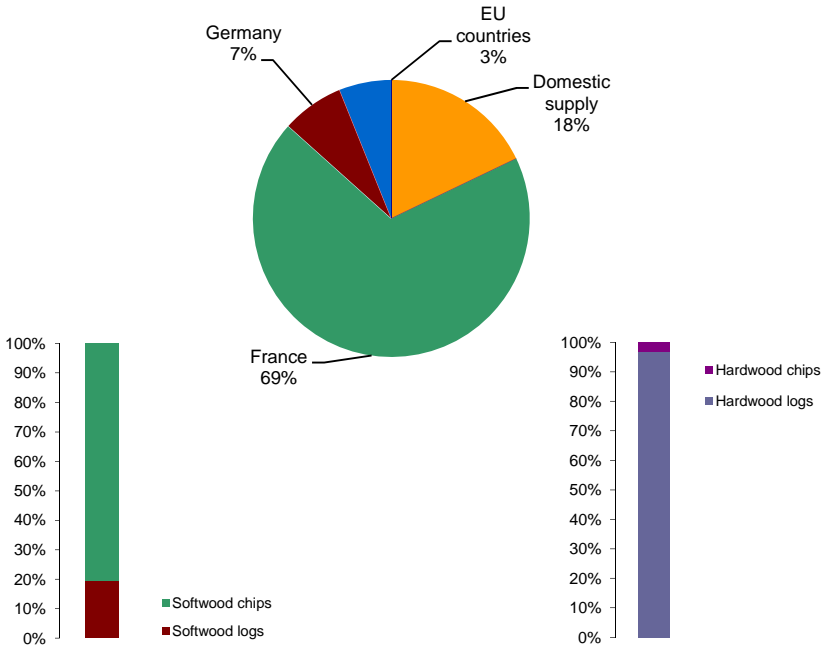
## Recovered Paper Imports

'000 tons	<i>Imports from</i>					Total imports
	Europe	North America	Latin America	Asia	Other countries	
C1 mixed grades	544	6	0	1	0	551
C2 Corrugated & kraft	412	2	0	0	0	414
C3 Newspaper & magazine	263	0	0	0	0	263
C4 High grades	5	2	0	0	0	7
<b>TOTAL RECOVERED PAPER</b>	<b>1.224</b>	<b>10</b>	<b>0</b>	<b>1</b>	<b>0</b>	<b>1.235</b>



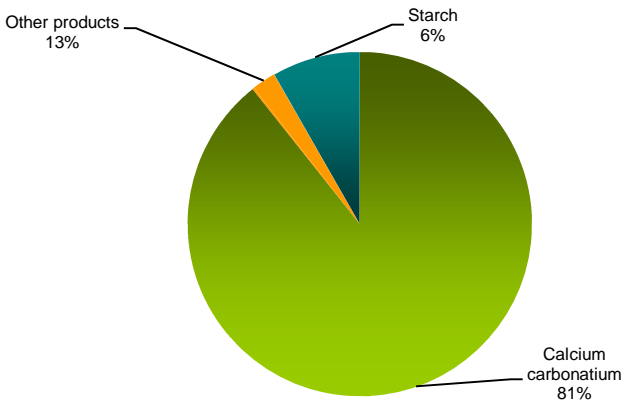
# Wood Consumption

	Softwood logs			TOTAL SOFTWOOD	Hardwood logs		
	Softwood chips				Hardwood chips		
				TOTAL			
Domestic supply	21	73	95	301	206	10	196
France	0	5	5	1.155	1.150	35	1.115
Germany	12	92	104	122	18	0	18
EU Others	16	34	51	102	51	0	51
Non EU countries	0	0	0	0	0	0	0
<b>TOTAL</b>	<b>50</b>	<b>205</b>	<b>254</b>	<b>1.680</b>	<b>1.426</b>	<b>45</b>	<b>1.381</b>



## Non fibrous Consumption

'000 tons	Domestic supply	Imports from					Total imports	Consumption
		Europe	North America	Latin America	Asia	Other countries		
<b>Kaolin</b>	16	16	0	23	0	0	40	56
<b>Calcium carbonatium</b>	127	260	0	0	0	0	260	387
<b>Talc</b>	0	0	0	0	0	0	0	1
<b>Titanium dioxide</b>	0	0	0	0	0	0	0	0
<b>Other products</b>	4	5	0	0	0	0	5	10
<b>Starch</b>	8	28	0	0	0	0	28	36
<b>TOTAL NON FIBROUS</b>	<b>155</b>	<b>309</b>	<b>0</b>	<b>23</b>	<b>0</b>	<b>0</b>	<b>333</b>	<b>489</b>





## AHLSTROM

AHLSTROM MALMEDY S.A.  
Non woven  
Avenue du Pont de Warche, 4960 Malmedy  
Tel 080/79 54 11 Fax 080/79 54 16  
www.ahlstrom.com

## BURGO ARDENNES

BURGO ARDENNES S.A.  
Coated woodfree paper  
Kraft hardwood bleached pulp  
Rue de la Papeterie, 6760 Virton  
Tel 063/58 71 11 Fax 063/58 71 19  
Route de St Mard 6767 Harmoncourt  
Tel 063/58 75 11 Fax 063/58 75 19  
www.burgo.it

## sappi

Inspired by life

SAPPI N.V.  
Coated woodfree & woodcontaining paper  
Montaigneweg 2, Industriezone 2020  
3620 Lanaken  
Tel 089/719 719 Fax 089/715 354  
www.sappi.com

## SOFIDEL *Benelux*

SOFIDEL BENELUX N.V.  
Sanitary and household paper  
Adolf Stocletlaan 3, 2570 Duffel  
Tel 015/30 06 11 Fax 015/31 39 34  
www.sofidel.it

## St-Léonard

ST LEONARD N.V.  
Compact boards multi-purposes & binding  
Vaucampsiaan 82-84, 1654 Huizingen  
Tel 02/356 57 89 Fax 02/361 05 64

## CATALA

CATALA S.A.  
Corrugated boards  
Grand route 302, 1620 Drogenbos  
Tel 02/334 06 11 Fax 02/378 16 35  
www.catala.be

## idempapers

specialty papers

IDEM PAPERS S.A.  
Carbonless paper  
Place des Déportés 12, 1400 Nivelles  
Tel 067/28 12 11 Fax 067/28 16 50  
www.idempapers.com

## Oudegem

P A P I E R

OUDEGEM PAPIER N.V.  
Corrugated boards & Compact boards  
Oude baan 120, 9200 Dendermonde  
Tel 052/26 19 11 Fax 052/21 85 05  
www.vpk.be



SCA  
Care of Life

SCA Hygiene Products S.A.  
Sanitary and household paper  
Rue de la Papeterie 2, 4801 Stembert  
Tel 087/30 66 11 Fax 087/33 94 24  
www.sca.com



storaenso

STORA ENSO Langerbrugge N.V.  
Newsprint & Uncoated magazine  
Wondelgemkaai 200, 9000 Gent  
Tel 09/257 72 11 Fax 09/257 72 00  
www.storaenso.com