

ANNUAL STATISTICS 2014

PAPER & BOARD ARE PRESENT IN
YOUR EVERYDAY LIFE, THEY INFORM
YOU AND PROTECT YOUR PRODUCTS
THEY ARE TODAY HIGHLY RECYCLED
AND DEFINITELY CONTRIBUTE TO THE
SUSTAINABLE DEVELOPMENT

Avenue Louise 306 - B 1050 Brussels
Tel +32 (0)2 646 64 50
Fax + 32(0)2 646 82 97
www.cobelpa.be
general@cobelpa.be

COBELPA 2015 ©



ANNUAL STATISTICS 2014



ASSOCIATION OF THE BELGIAN PULP
PAPER AND BOARD INDUSTRIES

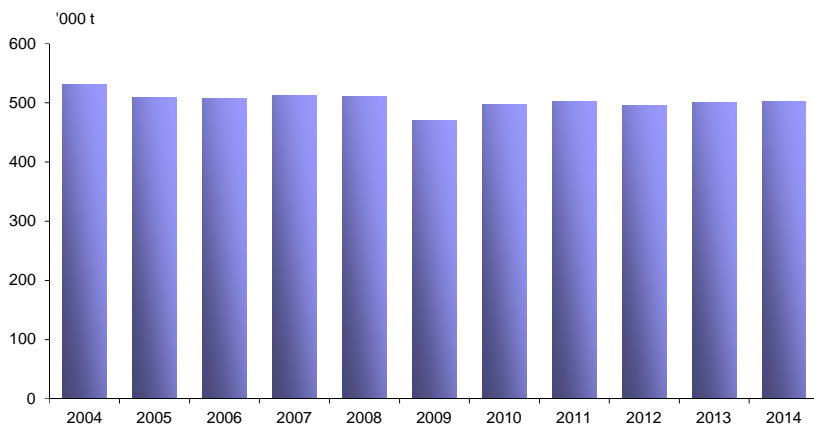
Woodpulp

'000 tons 90%	Production	Integrated	Imports	Real * consumption
TOTAL WOODPULP	502	266	317	609

* including consumption of integrated woodpulp

'000 tons 90%	Domestic supply	Imports from					Total imports
		Europe	North America	Latin America	Asia	Other countries	
Mechanical woodpulp incl. TMP & CTMP	0	0	0	0	0	2	2
Chemical woodpulp	28	190	2	121	0	0	313
Other fibres	0	0	0	0	1	0	1
TOTAL WOODPULP	28	190	2	121	1	2	316

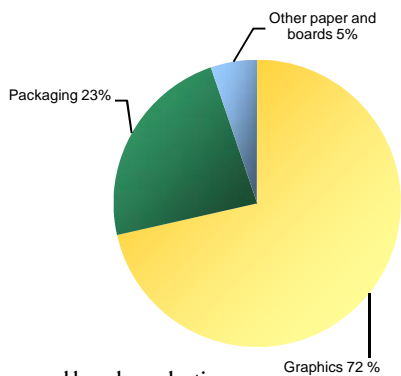
Evolution of the woodpulp production



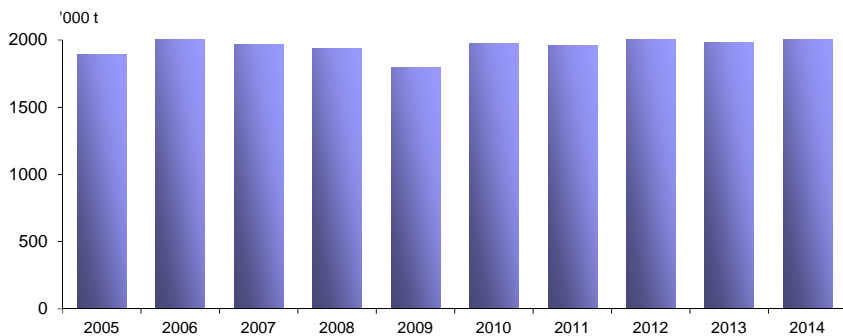
Paper & Boards

'000 tons	Production	Domestic deliveries & cessions	Exports	Imports	Apparent consumption
Graphics	1.461	164	1.272	1.660	1.849
<i>% variation previous year</i>	2,89	5,81	1,44	-3,49	-1,96
Other paper and boards	583	268	322	1.724	995 *
<i>% variation previous year</i>	3,92	8,06	-1,03	12,86	5,07
TOTAL PAPER & BOARDS	2.044	432	1.594	3.384	2.844*
<i>% variation previous year</i>	3,13	7,20	0,95	5,42	0,39

The notion of paper & board apparent consumption concerns the non-converted base paper and board
*Apparent consumption = production + imports - exports * Adjusted figure from IVCIE*



Evolution of the paper and boards production

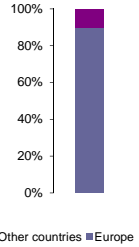


Paper & Boards Exports

'000 tons

<i>Exports to</i>						
	Europe	North America	Latin America	Asia	Other countries	Total exports

Graphics	1.114	14	42	63	39	1.272
Other paper and boards	321	0	0	2	0	323
TOTAL PAPER & BOARDS	1.435	14	42	65	39	1.595

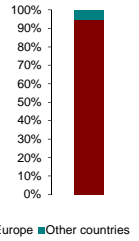


Paper & Boards Imports

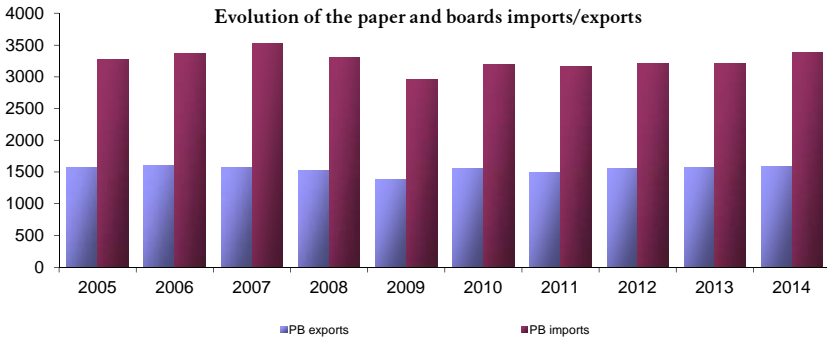
'000 tons

<i>Imports from</i>						
	Europe	North America	Latin America	Asia	Other countries	Total imports

Graphics	1.683	12	0	11	11	1.717
Other paper and boards	1.393	19	44	31	47	1.534
TOTAL PAPER & BOARDS	3.076	31	44	42	58	3.251



'000 t

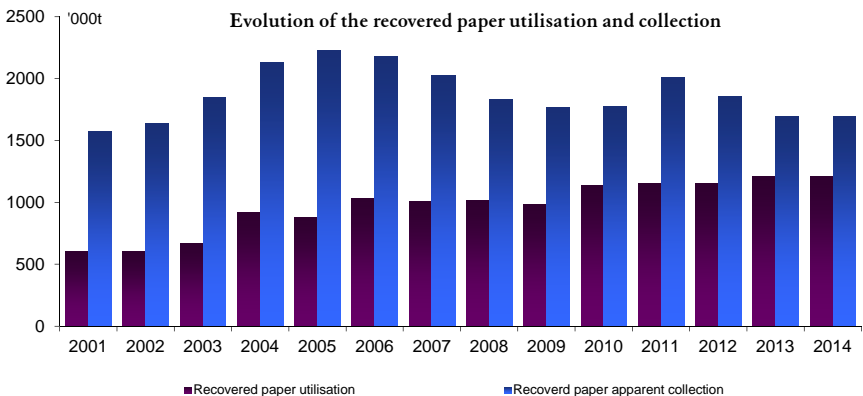


Paper for recycling

'000 tons	Converting waste	Imports	Exports	Apparent collection *	Utilisation
C1 mixed grades	4	501	755	327	73
C2 Corrugated & kraft	0	380	748	827	459
C3 Newspaper & magazine	0	256	77	462	641
C4 High grades	39	9	53	83	39
TOTAL RECOVERED PAPER	43	1.146	1.633	1.698	1.211

* Collection = utilisation + exports - imports

'000 tons	2010	2011	2012	2013	2014
Recovered paper utilisation by the national paper & board mills	1.141	1.152	1.150	1.207	1.211
Utilisation rate (RP utilisation as a % of paper & board production)	58	59	57	61	59
Recovered paper apparent collection	1.775	2.012	1.856	1.695	1.698
Recycling rate (paper collection as a % of paper & board consumption)	64	71	64	60	60
Recovered paper exportations	2.115	2.320	2.018	1.723	1.633
Recovered paper importations	1.481	1.460	1.312	1.235	1.146



Paper for recycling

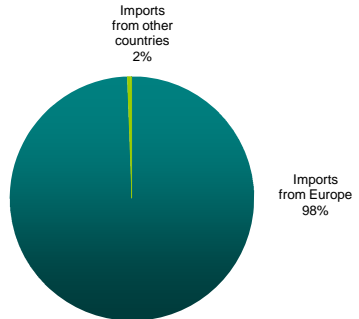
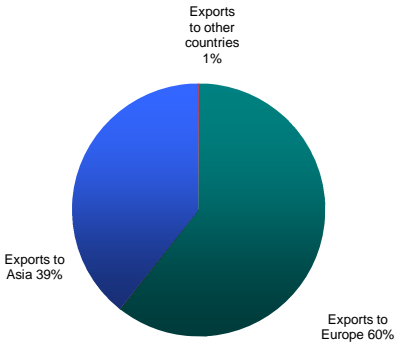
Exports

'000 tons	<i>Exports to</i>					Total exports
	Europe	North America	Latin America	Asia	Other countries	
C1 mixed grades	637	0	0	118	0	755
C2 Corrugated & kraft	258	0	1	488	1	748
C3 Newspaper & magazine	56	0	0	21	0	77
C4 High grades	38	0	1	14	0	53
TOTAL RECOVERED PAPER	989	0	2	641	1	1.633

Paper for recycling

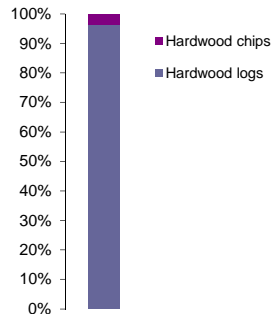
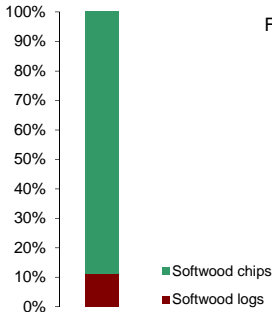
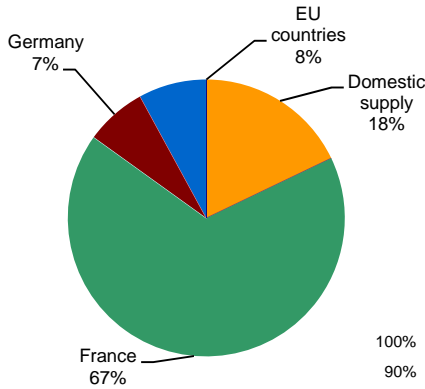
Imports

'000 tons	<i>Imports from</i>					Total imports
	Europe	North America	Latin America	Asia	Other countries	
C1 mixed grades	498	2	1	0	0	501
C2 Corrugated & kraft	378	2	0	0	0	380
C3 Newspaper & magazine	256	0	0	0	0	256
C4 High grades	7	2	0	0	0	9
TOTAL RECOVERED PAPER	1.139	6	1	0	0	1.146



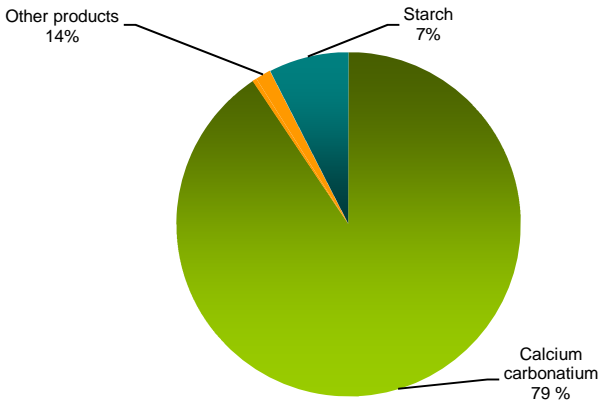
Wood Consumption

'000 ton	Softwood logs			TOTAL SOFTWOOD	Hardwood logs		
	Softwood chips				Hardwood chips		
				TOTAL			
Domestic supply	15	81	97	314	217	6	211
France	0	4	4	1.175	1.170	46	1.124
Germany	6	98	104	125	21	0	21
EU Others	6	35	41	139	98	0	98
Non EU countries	0	0	0	0	0	0	0
TOTAL	27	219	246	1.753	1.507	52	1.454



Non fibrous Consumption

'000 tons	Domestic supply	<i>Imports from</i>					Total imports	Consumption
		Europe	North America	Latin America	Asia	Other countries		
Kaolin	7	19	0	39	0	0	58	65
Calcium carbonatium	153	269	0	0	0	0	269	421
Talc	0	0	0	0	0	0	0	2
Titanium dioxyde	0	0	0	0	0	0	0	0
Other products	2	4	0	0	0	0	4	7
Starch	13	22	0	0	0	0	22	35
TOTAL NON FIBROUS	175	314	0	39	0	0	353	530



AHLSTROM

AHLSTROM MALMEDY S.A.
Non woven
Avenue du Pont de Warche, 4960 Malmedy
Tel 080/79 54 11 Fax 080/79 54 16
www.ahlstrom.com

BURGO ARDENNES

BURGO ARDENNES S.A.
Coated woodfree paper
Kraft hardwood bleached pulp
Rue de la Papeterie, 6760 Virton
Tel 063/58 71 11 Fax 063/58 71 19
Route de St Mard 6767 Hamoncourt
Tel 063/58 75 11 Fax 063/58 75 19
www.burgo.it

sappi

Inspired by life

SAPPI N.V.
Coated woodfree & woodcontaining paper
Montaigneweg 2, Industriezone 2020
3620 Lanaken
Tel 089/719 719 Fax 089/715 354
www.sappi.com

SOFIDEL *Benelux*

SOFIDEL BENELUX N.V.
Sanitary and household paper
Adolf Stocletlaan 3, 2570 Duffel
Tel 015/30 06 11 Fax 015/31 39 34
www.sofidel.it

St-Léonard

ST LEONARD N.V.
Compact boards multi-purposes & binding
Vaucampsiaan 82-84, 1654 Huizingen
Tel 02/356 57 89 Fax 02/361 05 64

CATALA

CATALA S.A.
Corrugated boards
Grand route 302, 1620 Drogenbos
Tel 02/334 06 11 Fax 02/378 16 35
www.catala.be

idempapers

specialty papers

IDEM PAPERS S.A.
Carbonless paper
Place des Déportés 12, 1400 Nivelles
Tel 067/28 12 11 Fax 067/28 16 50
www.idempapers.com

vpk | paper

VPK PAPER N.V.
Corrugated boards & Compact boards
Oude baan 120, 9200 Dendermonde
Tel 052/26 19 11 Fax 052/21 85 05
www.vpk.be



SCA Hygiene Products S.A.
Sanitary and household paper
Rue de la Papeterie 2, 4801 Stembert
Tel 087/30 66 11 Fax 087/33 94 24
www.sca.com



STORA ENSO Langerbrugge N.V.
Newsprint & Uncoated magazine
Wondelgemkaai 200, 9000 Gent
Tel 09/257 72 11 Fax 09/257 72 00
www.storaenso.com